

# M.I. CEMENT FACTORY LIMITED


## Statement of Financial Position


	as at	
	31 December 2012 (Un-audited) Taka	30 June 2012 (Audited) Taka
<b>ASSETS</b>		
<b>Non- current assets</b>	<b>4,078,029,872</b>	<b>4,135,527,540</b>
Property, plant and equipments	4,052,914,301	2,770,455,941
Capital work in progress	25,115,570	1,365,071,599
<b>Investment in associate</b>	<b>20,205,000</b>	<b>20,205,000</b>
<b>Current assets</b>	<b>6,152,363,989</b>	<b>5,759,451,243</b>
Investment in share	93,115,250	93,494,348
Inventories	479,200,050	442,126,977
Trade receivables	896,281,327	753,851,554
Current Accounts with sister concern	601,437,149	513,012,411
Other receivables	80,942,905	61,234,099
Advance, prepayments and deposit	287,696,607	275,326,903
Advance Income Tax	925,808,477	717,452,042
Cash and bank balance	2,787,882,224	2,902,952,909
<b>TOTAL ASSETS</b>	<b>10,250,598,860</b>	<b>9,915,183,783</b>
<b>EQUITY</b>		
<b>Shareholders' equity</b>	<b>5,253,581,495</b>	<b>5,437,959,570</b>
Share capital	1,485,000,000	1,350,000,000
Share Premium	2,956,560,000	2,956,560,000
Retained earnings	547,570,500	865,624,424
Revaluation reserve	264,450,995	265,775,146
<b>LIABILITIES</b>		
<b>Non current liabilities</b>	<b>1,920,802,527</b>	<b>1,962,968,266</b>
Long term borrowing net off current maturity	1,714,496,105	1,811,139,113
Liabilities for Gratuity and WPPF	66,150,069	47,080,930
Deferred tax liability	140,156,354	104,748,223
<b>Current liabilities and provision</b>	<b>3,076,214,838</b>	<b>2,514,255,947</b>
Trade payables	106,284,659	148,526,299
Other payables	54,465,161	47,471,216
Current portion of long term loan	291,097,812	286,076,000
Short term loan	1,411,827,764	1,351,027,066
Provision for tax liability	722,840,061	663,483,837
Payable to IPO Applicants	12,966,495	13,310,798
Dividend Payable	476,732,886	4,360,731
<b>TOTAL LIABILITIES</b>	<b>4,997,017,365</b>	<b>4,477,224,213</b>
	<b>10,250,598,860</b>	<b>9,915,183,783</b>

Net Assets Value Per Share (NAV)(Restated)

35.38

36.62

  
Molla Mohammad Majnu  
Director

  
Md. Almas Shimul  
Director

  
Md. Mozharul Islam, FCS  
Company Secretary

M.I. CEMENT FACTORY LIMITED

Statement of Comprehensive Income

	2012	2011	2012	2011
	01 July to 31 December (Un-audited)	01 July to 31 December (Un-audited)	01 October to 31 December (Un-audited)	01 October to 31 December (Un-audited)
	Taka	Taka	Taka	Taka
Sales	3,050,869,652	2,199,410,793	1,618,495,936	1,189,759,930
Cost of goods sold	(2,566,174,210)	(1,811,386,133)	(1,358,339,955)	(1,027,516,058)
<b>Gross profit</b>	<b>484,695,442</b>	<b>388,024,660</b>	<b>260,155,981</b>	<b>162,243,872</b>
Other operating income/(loss)	4,259,117	37,627,118	2,345,985	9,281,437
Administrative expenses	(62,892,515)	(50,818,000)	(28,498,966)	(38,809,710)
Selling and distribution expenses	(57,656,368)	(78,997,077)	(32,111,081)	(49,164,277)
<b>Operating profit</b>	<b>368,405,675</b>	<b>295,836,701</b>	<b>201,891,918</b>	<b>83,551,322</b>
Other non operating income /(loss)	16,347,453	4,818,340	12,423,331	3,157,312
Financial income/ (expenses)	17,277,465	94,255,859	(30,524,027)	17,766,101
<b>Profit before WPPF and Tax</b>	<b>402,030,594</b>	<b>394,910,900</b>	<b>183,791,222</b>	<b>104,474,735</b>
Worker's Profit Participation Fund(WPPF)	(19,144,314)	(18,805,281)	(8,751,963)	(4,974,987)
<b>Profit before tax</b>	<b>382,886,280</b>	<b>376,105,619</b>	<b>175,039,259</b>	<b>99,499,748</b>
<u>Income tax expenses</u>				
Current year	(59,356,224)	(92,578,526)	(21,046,428)	(4,143,869)
Deferred tax	(35,408,131)	(10,850,519)	(22,275,789)	(23,218,562)
<b>Net profit during the period</b>	<b>288,121,925</b>	<b>272,676,574</b>	<b>131,717,043</b>	<b>72,137,317</b>


Earning per share(Restated)

1.94

1.84

0.89

0.49

  
Molla Mohammad Majnu  
Director

  
Md. Almas Shimul  
Director

  
Md. Mozharul Islam, FCS  
Company Secretary

